

[Acura, Cabin air filter]

## Replace 2005 Acura RL cabin air filter

<https://www.bekomcar.com/en/tutorial/pdf/54/>



⚠ Don't push the cabin air filter plastic holder too hard.

Replacing 2005~2012 Acura RL cabin air filter takes just a few minutes. Check the cabin filter out regularly for fresh air inside the car. This process is very similar to many other cars from different automobile manufacturers.




Video URL: <https://www.youtube.com/watch?v=-lPeVkADMyQ>

## Related contents & Comments

1.  8th generation Civic 1.8L cabin air filter replacement
2.  3rd generation CR-V cabin air filter replacement

 SunJoo Moon , Edit Date: Aug. 26, 2021, 10:47 a.m.

 **Disclaimer !** All cars are different, so please read the service manual for your vehicle before any repair work. bekomcar assumes no liability for property damage and/or injury incurred directly and/or indirectly as a result of any of the information contained in the website. Use this information at your own risk.